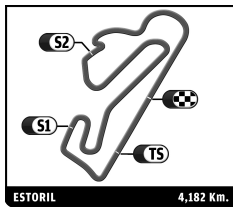




# 4 HOURS ESTORIL



## MICHELIN GT3 LE MANS CUP

4 Hours of Estoril  
Free Practice 1

### Sector Analysis

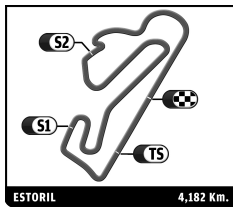
**Amended**

Personal Best Session Best B Crossing the finish line in pit lane

Lap	D	Time	Sector 1	Sector 2	Sector 3	T. Spd	Elapsed	Lap	D	Time	Sector 1	Sector 2	Sector 3	T. Spd	Elapsed			
<b>7</b>	<b>BMS Scuderia Italia</b>							Ferrari F458 Italia GT3										
	1.Luigi LUCCHINI							GT3										
	2.Matteo CRESSONI																	
	1	1	2:45.605	B	1:02.346	57.873	45.386	2:45.605	25	1	1:46.394	21.636	51.073	33.685	255.6	56:47.879		
	2	1	3:02.193		1:30.966	57.292	33.935	5:47.798	26	1	1:45.771	21.858	50.393	33.520	257.4	58:33.650		
	3	1	1:42.912		20.823	50.061	32.028	258.6	7:30.710	27	1	1:45.085	21.912	50.554	32.619	255.6	1:00:18.735	
	4	1	1:41.167		20.414	49.181	<b>31.572</b>	260.4	9:11.877									
	5	1	1:48.361	B	20.704	<b>48.732</b>	38.925	259.8	11:00.238									
	6	2	6:57.134		5:25.499	57.909	33.726	17:57.372										
	7	2	1:50.485		22.139	52.808	35.538	254.4	19:47.857									
	8	2	1:48.578		21.793	52.401	34.384	258.6	21:36.435									
	9	2	1:46.942		21.882	51.758	33.302	254.4	23:23.377									
	10	2	1:45.657		21.265	51.410	32.982	257.4	25:09.034									
	11	2	1:45.074		21.478	50.687	32.909	259.8	26:54.108									
	12	2	1:44.095		21.086	50.402	32.607	259.8	28:38.203									
	13	2	1:44.603		21.043	50.593	32.967	261.7	30:22.806									
	14	2	1:54.672	B	20.988	50.388	43.296	258.6	32:17.478									
	15	2	6:14.860		4:51.242	50.918	32.700	38:32.338										
	16	2	1:44.061		20.967	50.183	32.911	258.0	40:16.399									
	17	2	1:42.979		21.088	49.766	32.125	259.2	41:59.378									
	18	2	1:42.630		20.708	49.953	31.969	259.2	43:42.008									
	19	2	1:42.241		20.795	49.312	32.134	258.6	45:24.249									
	20	2	1:42.068		20.645	49.501	31.922	259.8	47:06.317									
	21	2	1:42.767		20.811	49.618	32.338	260.4	48:49.084									
	22	2	1:53.088	B	21.724	51.841	39.523	260.4	50:42.172									
	23	1	3:57.725		2:36.962	48.957	31.806	54:39.897										
	24	1	1:41.734		20.940	48.896	31.898	259.8	56:21.631									
25	1	1:41.497		20.522	49.295	31.680	260.4	58:03.128										
26	1	1:42.290		20.551	50.064	31.675	260.4	59:45.418										
27	1	<b>1:41.049</b>		<b>20.385</b>	48.873	31.791	260.4	1:01:26.467										
<b>8</b>	<b>Villorba Corse</b>							Ferrari F458 Italia GT3										
	1.Cédric MEZARD							GT3										
	2.Steve HIESSE																	
	1	2	2:18.661		39.045	1:02.280	37.336	2:18.661	25	2	2:07.589	37.073	56.977	33.539		2:07.589		
	2	2	1:48.939		23.334	52.168	33.437	236.4	4:07.600	26	2	1:45.884	21.869	51.025	32.990	250.4	3:53.473	
	3	2	1:44.506		21.064	51.135	32.307	255.6	5:52.106	27	2	1:42.718	20.847	49.554	32.317	258.6	5:36.191	
	4	2	1:43.420		20.758	49.831	32.831	258.0	7:35.526	28	2	1:42.150	20.635	49.515	32.000	259.8	7:18.341	
	5	2	1:43.047		21.006	50.031	32.010	259.2	9:18.573	29	2	1:42.154	20.674	49.386	32.094	260.4	9:00.495	
	6	2	1:50.138	B	20.772	49.808	39.558	258.6	11:08.711	30	2	1:48.584	B	20.691	49.360	38.533	260.4	10:49.079
	7	2	3:32.473		2:09.741	50.136	32.596	14:41.184		31	2	4:39.917	3:07.041	56.906	35.970		15:28.996	
	8	2	1:42.394		20.865	49.705	31.824	256.8	16:23.578	32	2	1:52.329	22.743	54.591	34.995	254.4	17:21.325	
	9	2	<b>1:42.113</b>		<b>20.666</b>	49.666	<b>31.781</b>	258.6	18:05.691	33	2	1:52.244	21.840	55.052	35.352	256.2	19:13.569	
	10	2	1:52.036	B	20.740	<b>49.265</b>	42.031	259.8	19:57.727	34	2	1:51.978	22.212	54.093	35.673	255.0	21:05.547	
	11	1	6:35.646		5:02.022	58.189	35.435	26:33.373		35	2	1:51.361	22.168	53.720	35.473	255.0	22:56.908	
	12	1	1:49.846		22.305	53.112	34.429	256.2	28:23.219	36	2	1:53.376	23.447	54.175	35.754	254.4	24:50.284	
	13	1	1:52.750		23.694	53.620	35.436	244.3	30:15.969	37	2	1:53.754	22.231	55.702	35.821	256.8	26:44.038	
	14	1	1:52.679		23.008	53.533	36.138	248.1	32:08.648	38	2	1:51.845	22.434	54.049	35.362	256.2	28:35.883	
	15	1	1:48.850		22.607	52.154	34.089	250.9	33:57.498	39	2	1:51.202	21.785	53.733	35.684	256.2	30:49.834	
	16	1	1:48.630		22.208	51.710	34.712	255.6	35:46.128	40	2	3:43.800	2:11.497	56.029	36.274		34:33.634	
	17	1	1:47.401		22.018	51.455	33.928	256.2	37:33.529	41	2	1:52.353	22.065	54.321	35.967	253.8	36:25.987	
	18	1	1:48.057		22.150	51.900	34.007	255.6	39:21.586	42	2	1:53.689	22.257	55.491	35.941	254.4	38:19.676	
	19	1	2:04.485	B	22.404	54.283	47.798	255.6	41:26.071	43	2	1:50.964	22.053	53.643	35.268	255.0	40:10.640	
	20	1	6:23.802		4:56.262	53.071	34.469	47:49.873		44	2	1:51.202	21.785	53.733	35.684	256.2	42:01.842	
	21	1	1:49.137		22.490	52.083	34.564	253.8	49:39.010	45	2	1:51.099	22.143	53.540	35.416	243.2	43:52.941	
	22	1	1:47.885		22.015	51.599	34.271	253.8	51:26.895	46	2	1:50.476	22.198	53.457	34.821	256.2	45:43.417	
	23	1	1:47.445		22.453	51.301	33.691	254.4	53:14.340	47	2	2:06.092	B	22.732	55.932	47.428	256.8	47:49.509
	24	1	1:47.145		22.160	51.667	33.318	255.0	55:01.485	48	2	4:05.821	2:33.413	58.645	33.763		51:55.330	
<b>14</b>	<b>AF Corse</b>							Ferrari F458 Italia GT3										
	1.Pierre-Marie DE LEENER							GT3										
	2.Adrien DE LEENER																	
	1	2	2:07.589		37.073	56.977	33.539	2:07.589	25	2	2:04.262	32.151	57.219	34.892		2:04.262		
	2	2	1:45.884		21.869	51.025	32.990	250.4	3:53.473	26	2	1:53.972	22.339	51.042	40.591	243.7	3:58.234	
	3	2	1:42.718		20.847	49.554	32.317	258.6	5:36.191	27	2	1:43.827	21.361	50.429	32.037	248.7	5:42.061	
	4	2	1:42.150		20.635	49.515	32.000	259.8	7:18.341	28	2	1:41.632	20.743	49.076	31.813	249.2	7:23.693	
	5	2	1:42.154		20.674	49.386	32.094	260.4	9:00.495	29	2	1:41.095	<b>20.503</b>	48.885	31.707	248.7	9:04.788	
	6	2	1:48.584	B	20.691	49.360	38.533	260.4	10:49.079	30	2	1:44.195	20.592	49.395	34.208	250.4	10:48.983	
	7	1	4:39.917		3:07.041	56.906	35.970	15:28.996		31	2	1:44.195	20.592	49.395	34.208	250.4	10:48.983	
	8	1	1:52.329		22.743	54.591	34.995	254.4	17:21.325	32	2	<b>1:40.991</b>	20.540	<b>48.867</b>	<b>31.584</b>	249.8	12:29.974	
	9	1	1:52.244		21.840	55.052	35.352	256.2	19:13.569	33	2	1:48.995	B	20.645	50.088	38.262	249.2	14:18.969
	10	1	1:51.978		22.212	54.093	35.673	255.0	21:05.547	34	2	4:06.834	2:37.358	53.733	35.743		18:25.803	
	11	1	1:51.361		22.168	53.720	35.473	255.0	22:56.908	35	2	1:49.014	21.957	51.917	35.140	244.8	20:14.817	
	12	1	1:53.376		23.447	54.175	35.754	254.4	24:50.284	36	2	1:48.562	22.146	52.280	34.136	244.8	22:03.379	
	13	1	1:53.754		22.231	55.702	35.821	256.8	26:44.038	37	2	1:49.026	22.063	52.239	34.724	243.7	23:52.405	
	14	1	1:51.845		22.434	54.049	35.362	256.2	28:35.883	38	2	1:49.177	22.129	52.470	34.578	243.7	25:41.582	
	15	1	2:13.951	B	26.547	57.774	49.630	253.8	30:49.834	39	2	1:50.171	22.298	53.017	34.856	245.3	27:31.753	
	16	1	3:43.800		2:11.497	56.029	36.274	34:33.634		40	2	1:48.774	21.931	52.100	34.743	244.3	29:20.527	
	17	1	1:52.353		22.065	54.321	35.967	253.8	36:25.987	41	2	2:01.456	B	22.626	54.537	44.293	246.4	31:21.983
	18	1	1:53.689		22.257	55.491	35.941	254.4	38:19.676	42	2	2:19.969	B	40.273	55.084	44.612	33:41.952	
	19	1	1:50.964		22.053	53.643	35.268	255.0	40:10.640	43	2	4:03.736	2:34.882	53.821	35.033		37:45.688	
	20	1	1:51.202		21.785	53.733	35.684	256.2	42:01.842	44	2	1:49.835	22.107	52.501	35.227	244.3	39:35.523	
	21	1	1:51.099		22.143	53.540	35.416	243.2	43:52.941									
	22	1	1:50.476		22.198	53.457	34.821	256.2	45:43.417									
	23	1	2:06.092	B	22.732	55.932	47.428	256.8	47:49.509									
	24																	



# 4 HOURS ESTORIL



## MICHELIN GT3 LE MANS CUP

### 4 Hours of Estoril Free Practice 1

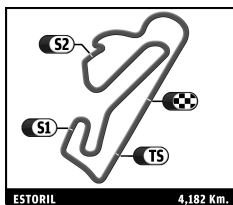
### Sector Analysis

**Amended**

Personal Best							Session Best							B Crossing the finish line in pit lane										
Lap	D	Time	Sector 1	Sector 2	Sector 3	T. Spd	Elapsed	Lap	D	Time	Sector 1	Sector 2	Sector 3	T. Spd	Elapsed	Lap	D	Time	Sector 1	Sector 2	Sector 3	T. Spd	Elapsed	
20	1	1:49.973	22.355	52.589	35.029	243.2	41:25.496	13	2	1:42.499	20.789	49.243	32.467	252.1	26:32.020									
21	1	1:50.695	22.599	53.036	35.060	245.3	43:16.191	14	2	1:47.597 B	20.449	48.780	38.368	253.2	28:19.617									
22	1	1:51.359	22.355	52.739	36.265	244.8	45:07.550	15	1	5:22.751	3:54.926	53.449	34.376		33:42.368									
23	1	1:49.718	22.097	52.467	35.154	243.7	46:57.268	16	1	1:46.136	21.419	51.563	33.154	248.7	35:28.504									
24	1	1:50.317	22.384	52.746	35.187	245.9	48:47.585	17	1	1:44.653	21.139	50.794	32.720	250.9	37:13.157									
25	1	1:51.751	22.497	54.406	34.848	244.3	50:39.336	18	1	1:44.288	21.167	50.440	32.681	250.9	38:57.445									
26	1	1:50.191	22.227	52.835	35.129	242.6	52:29.527	19	1	1:43.578	20.943	50.108	32.527	251.5	40:41.023									
27	1	1:54.151	23.894	54.003	36.254	245.3	54:23.678	20	1	1:43.604	20.718	50.009	32.877	252.1	42:24.627									
28	1	1:52.007	22.692	53.992	35.323	244.3	56:15.685	21	1	1:43.169	20.687	49.922	32.560	252.1	44:07.796									
29	1	2:04.422 B	23.948	55.715	44.759	243.2	58:20.107	22	1	1:44.051	20.753	50.383	32.915	252.1	45:51.847									
30	1	2:24.334	54.395	53.973	35.966		1:00:44.441	23	1	1:47.119	20.849	52.404	33.866	251.5	47:38.966									
<b>34</b> TF Sport 1.Salih YOLUC 2.Euan HANKEY Aston Martin V12 Vantage GT3 GT3							<b>55</b> FFF Racing Team by ACM 1.Hiroshi HAMAGUCHI 2.Adrian QUAIFE-HOBBS McLaren 650S GT3																	
1	2	2:32.971	51.465	1:04.220	37.286		2:32.971	1	2	2:23.079 B	45.746	55.955	41.378		2:23.079									
2	2	1:51.510	25.264	52.500	33.746	146.9	4:24.481	2	2	3:42.216	2:18.665	50.513	33.038		6:05.295									
3	2	1:43.778	21.155	50.344	32.279	257.4	6:08.259	3	2	1:43.135	21.116	49.812	32.207	251.5	7:48.430									
4	2	1:42.605	20.853	49.590	32.162	260.4	7:50.864	4	2	1:42.105	20.796	49.236	32.073	253.8	9:30.535									
5	2	1:51.346	20.740	55.827	34.779	261.0	9:42.210	5	2	1:41.855	20.741	49.251	<b>31.863</b>	255.6	11:12.390									
6	2	1:42.390	20.864	49.657	31.869	257.4	11:24.600	6	2	1:41.873	20.846	48.974	32.053	255.6	12:54.263									
7	2	1:47.805 B	20.661	49.490	37.654	259.8	13:12.405	7	2	1:45.179	20.710	49.162	35.307	255.0	14:39.442									
8	1	4:43.858	3:17.071	52.768	34.019		17:56.263	8	2	1:41.836	20.755	49.155	31.926	255.0	16:21.278									
9	1	1:44.616	20.982	50.652	32.982	257.4	19:40.879	9	2	<b>1:41.507</b>	<b>20.540</b>	<b>48.971</b>	31.996	256.8	18:02.785									
10	1	1:44.358	20.958	50.226	33.174	258.0	21:25.237	10	2	1:49.511 B	20.654	49.861	38.996	258.0	19:52.296									
11	1	1:44.235	21.032	50.185	33.018	258.6	23:09.472	11	2	5:12.241	3:50.307	49.705	32.229		25:04.537									
12	1	1:43.615	20.933	50.032	32.650	259.2	24:53.087	12	2	1:49.593 B	20.764	49.305	39.524	255.6	26:54.130									
13	1	1:57.758 B	20.885	50.918	45.955	259.8	26:50.845	13	1	6:09.895	4:43.294	53.018	33.583		33:04.025									
14	1	7:35.116	6:10.463	51.512	33.141		34:25.961	14	1	1:46.195	21.585	51.354	33.256	254.4	34:50.220									
15	1	1:45.708	21.291	51.831	32.586	257.4	36:11.669	15	1	1:45.022	21.814	50.310	32.898	254.4	36:35.242									
16	1	1:44.315	20.968	50.340	33.007	259.2	37:55.984	16	1	1:59.023	21.796	1:04.442	32.785	255.6	38:34.265									
17	1	1:43.590	20.878	50.246	32.466	259.8	39:39.574	17	1	1:43.951	21.158	50.119	32.674	258.0	40:18.216									
18	1	1:44.325	20.841	50.414	33.070	260.4	41:23.899	18	1	1:43.565	20.980	49.819	32.766	258.6	42:01.781									
19	1	1:43.406	20.876	50.062	32.468	259.2	43:07.305	19	1	1:43.662	21.337	49.828	32.497	254.4	43:45.443									
20	1	1:44.293	21.024	50.365	32.904	259.2	44:51.598	20	1	1:44.118	21.018	50.630	32.470	257.4	45:29.561									
21	1	1:43.834	21.191	50.131	32.512	255.6	46:35.432	21	1	1:43.251	20.760	49.729	32.762	257.4	47:12.812									
22	1	1:44.175	20.885	50.218	33.072	259.2	48:19.607	22	1	1:43.274	20.923	49.823	32.528	257.4	48:56.086									
23	1	1:52.750 B	21.111	50.104	41.535	258.0	50:12.357	23	1	1:43.221	21.076	49.743	32.402	257.4	50:39.307									
24	1	3:08.992	1:27.045	1:05.385	36.562		53:21.349	24	1	1:43.431	21.224	49.818	32.389	256.8	52:22.738									
25	1	1:50.834	24.828	53.568	32.438	184.8	55:12.183	25	1	2:01.767	35.555	53.723	32.489	256.8	54:24.505									
26	1	1:41.038	20.589	48.842	<b>31.607</b>	258.6	56:53.221	26	1	1:44.487	21.696	50.196	32.595	256.2	56:08.992									
27	1	<b>1:40.886</b>	<b>20.414</b>	<b>48.735</b>	31.737	259.8	58:34.107	27	1	1:43.200	20.854	50.052	32.294	258.0	57:52.192									
28	1	2:07.903 B	24.377	58.703	44.823	237.4	1:00:42.010	28	1	2:04.192 B	20.971	1:02.751	40.470	258.0	59:56.384									
<b>51</b> AF Corse 1.Thomas FLOHR 2.Francesco CASTELLACCI Ferrari F488 GT3							<b>71</b> AF Corse 1.Mads RASMUSSEN 2.Filipe BARREIROS Ferrari F458 Italia GT3 GT3																	
1	2	2:58.536	1:19.129	1:02.786	36.621		2:58.536	1	2	2:28.768	44.843	1:03.157	40.768		2:28.768									
2	2	1:53.309	24.885	54.513	33.911	216.4	4:51.845	2	2	1:58.913	25.717	56.061	37.135	202.9	4:27.681									
3	2	1:47.052	22.901	51.596	32.555	242.1	6:38.897	3	2	1:56.202 B	22.426	52.976	40.800	240.5	6:23.883									
4	2	1:43.218	21.511	49.540	32.167	252.1	8:22.115	4	2	3:39.258	2:15.519	50.915	32.824		10:03.141									
5	2	1:41.929	20.817	49.167	31.945	252.1	10:04.044																	
6	2	1:45.454	20.811	51.330	33.313	254.4	11:49.498																	
7	2	1:41.119	20.521	48.771	31.827	252.7	13:30.617																	
8	2	1:41.466	20.814	48.753	31.899	252.7	15:12.083																	
9	2	1:41.040	20.469	48.835	<b>31.736</b>	253.2	16:53.123																	
10	2	<b>1:40.659</b>	<b>20.321</b>	<b>48.570</b>	31.768	252.7	18:33.782																	
11	2	1:49.835 B	20.791	49.827	39.217	253.8	20:23.617																	
12	2	4:25.904	3:04.395	49.023	32.486		24:49.521																	



# 4 HOURS ESTORIL



## MICHELIN GT3 LE MANS CUP

### 4 Hours of Estoril

#### Free Practice 1

#### Sector Analysis

Amended

■ Personal Best   
 ■ Session Best   
 ■ B Crossing the finish line in pit lane

Lap	D	Time	Sector 1	Sector 2	Sector 3	T. Spd	Elapsed	Lap	D	Time	Sector 1	Sector 2	Sector 3	T. Spd	Elapsed
5	2	1:47.225	21.414	52.391	33.420	257.4	11:50.366	3	2	1:42.681	20.545	49.923	32.213	256.2	6:42.996
6	2	1:43.778	20.975	50.082	32.721	260.4	13:34.144	4	2	1:41.308	20.460	48.958	31.890	256.8	8:24.304
7	2	1:44.584	21.461	50.338	32.785	258.6	15:18.728	5	2	1:40.825	20.451	48.781	31.593	257.4	10:05.129
8	2	1:43.633	21.134	50.037	32.462	259.2	17:02.361	6	2	1:41.850	20.442	49.697	31.711	259.8	11:46.979
9	2	1:44.212	21.216	50.234	32.762	259.8	18:46.573	7	2	1:47.703 B	20.537	48.785	38.381	257.4	13:34.682
10	2	1:54.564 B	21.991	51.794	40.779	259.2	20:41.137	8	2	4:19.627	2:57.357	50.186	32.084		17:54.309
11	1	13:14.493	...	53.115	34.672		33:55.630	9	2	1:41.019	20.494	48.818	31.707	257.4	19:35.328
12	1	1:47.556	21.954	52.235	33.367	256.8	35:43.186	10	2	1:41.051	20.465	48.958	31.628	257.4	21:16.379
13	1	1:44.835	21.644	50.405	32.786	258.0	37:28.021	11	2	1:41.126	20.410	48.905	31.811	258.6	22:57.505
14	1	1:45.127	21.532	50.587	33.008	260.4	39:13.148	12	2	1:43.289	21.849	49.483	31.957	254.4	24:40.794
15	1	1:44.975	21.100	50.539	33.336	259.8	40:58.123	13	2	1:41.829	20.634	49.377	31.818	256.2	26:22.623
16	1	1:54.518 B	21.389	50.781	42.348	260.4	42:52.641	14	2	1:47.076 B	20.587	48.979	37.510	256.2	28:09.699
17	1	3:51.580	2:27.192	51.419	32.969		46:44.221	15	1	4:52.029	3:26.581	52.809	32.639		33:01.728
18	1	1:44.270	21.300	50.363	32.607	259.2	48:28.491	16	1	1:45.331	21.404	51.313	32.614	255.6	34:47.059
19	1	1:44.807	21.207	50.756	32.844	258.6	50:13.298	17	1	1:43.773	21.145	50.256	32.372	255.6	36:30.832
20	1	1:45.315	21.515	50.499	33.301	259.2	51:58.613	18	1	1:44.319	20.979	50.488	32.852	256.2	38:15.151
21	1	1:45.232	21.690	50.617	32.925	259.8	53:43.845	19	1	1:43.455	21.255	49.853	32.347	255.6	39:58.606
22	1	1:44.668	21.181	50.457	33.030	259.8	55:28.513	20	1	1:43.269	21.117	50.038	32.114	256.8	41:41.875
23	1	1:44.594	21.302	50.283	33.009	259.8	57:13.107	21	1	1:50.377 B	20.818	49.842	39.717	256.8	43:32.252
24	1	1:44.338	21.070	50.127	33.141	259.8	58:57.445	22	1	4:14.570	2:50.464	50.639	33.467		47:46.822
25	1	1:44.778	21.088	50.513	33.177	257.4	1:00:42.223	23	1	1:45.271	21.172	51.489	32.610	255.6	49:32.093

72		SMP Racing		Ferrari FERRARI 488 GT3		
		1. Aleksey BASOV		GT3		
		2. Victor SHAITAR				
1	1	2:32.869	59.524	57.910	35.435	2:32.869
2	1	1:48.479	22.835	52.567	33.077	4:21.348
3	1	1:44.764	21.341	50.767	32.656	6:06.112
4	1	1:43.601	20.959	50.262	32.380	7:49.713
5	1	1:49.947 B	21.154	50.307	38.486	9:39.660
6	2	6:22.974	5:00.108	50.453	32.413	16:02.634
7	2	1:43.302	20.998	49.974	32.330	17:45.936
8	2	1:43.537	20.926	50.124	32.487	19:29.473
9	2	1:42.835	20.954	49.773	32.108	21:12.308
10	2	1:55.138 B	21.970	53.413	39.755	23:07.446
11	1	5:35.833	4:10.637	52.335	32.861	28:43.279
12	1	1:43.069	20.754	50.009	32.306	30:26.348
13	1	1:42.620	20.651	49.783	32.186	32:08.968
14	1	1:44.006	21.056	50.989	31.961	33:52.974
15	1	1:42.439	20.789	49.763	31.887	35:35.413
16	1	1:42.989	20.779	49.876	32.334	37:18.402
17	1	1:42.576	20.717	49.859	32.000	39:00.978
18	1	1:42.587	20.718	49.906	31.963	40:43.565
19	1	1:42.851	20.888	49.963	32.000	42:26.416
20	1	1:50.251 B	20.755	50.291	39.205	44:16.667
21	1	4:55.263	3:32.393	50.586	32.284	49:11.930
22	1	1:43.301	20.933	50.062	32.306	50:55.231
23	1	1:43.059	20.939	50.175	31.945	52:38.290
24	1	1:44.565	21.076	50.808	32.681	54:22.855
25	1	1:43.278	20.849	50.061	32.368	56:06.133
26	1	1:42.684	20.724	49.944	32.016	57:48.817
27	1	1:42.521	20.693	49.677	32.151	59:31.338
28	1	1:42.537	20.744	49.763	32.030	1:01:13.875

88		Mentos Racing		Porsche 911 GT3 R		
		1. Egidio PERFETTI		GT3		
		2. Klaus BACHLER				
1	2	3:15.764	1:42.647	58.916	34.201	3:15.764
2	2	1:44.551	21.684	50.375	32.492	5:00.315