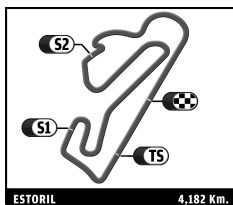




# 4 HOURS ESTORIL



## MICHELIN GT3 LE MANS CUP

### 4 Hours of Estoril

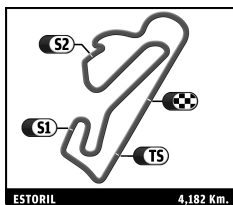
### Free Practice 2

### Sector Analysis

										Personal Best		Session Best		B Crossing the finish line in pit lane	
Lap	D	Time	Sector 1	Sector 2	Sector 3	T. Spd	Elapsed	Lap	D	Time	Sector 1	Sector 2	Sector 3	T. Spd	Elapsed
<b>7</b>		<b>BMS Scuderia Italia</b>				Ferrari F458 Italia GT3									
		1.Luigi LUCCHINI				GT3									
		2.Matteo CRESSONI													
1	2	2:45.392	1:08.549	1:00.610	36.233		2:45.392	1	2	2:28.482	51.291	1:00.422	36.769		2:28.482
2	2	1:54.877	24.561	55.080	35.236	216.4	4:40.269	2	2	1:56.202	24.643	55.720	<b>35.839</b>	220.3	4:24.684
3	2	1:52.227	23.426	53.540	35.261	247.0	6:32.496	3	2	<b>1:53.899</b>	<b>23.170</b>	54.835	35.894	253.8	6:18.583
4	2	1:52.299	23.681	<b>53.322</b>	35.296	255.0	8:24.795	4	2	1:54.560	23.672	<b>54.809</b>	36.079	248.7	8:13.143
5	2	1:53.455	23.467	53.965	36.023	256.2	10:18.250	5	2	2:02.321 <b>B</b>	23.458	55.070	43.793	253.8	10:15.464
6	2	2:02.418 <b>B</b>	23.992	54.523	43.903	224.4	12:20.668	6	1	4:53.066	2:59.907	1:10.359	42.800		15:08.530
7	2	2:55.460	1:26.618	53.769	<b>35.073</b>		15:16.128	7	1	2:12.534	27.075	1:05.629	39.830	215.2	17:21.064
8	2	<b>1:52.143</b>	23.243	53.743	35.157	255.0	17:08.271	8	1	2:32.006 <b>B</b>	26.325	1:09.220	56.461	230.0	19:53.070
9	2	2:05.553 <b>B</b>	<b>23.147</b>	53.546	48.860	253.8	19:13.824	9	1	7:04.170	5:08.718	1:11.313	44.139		26:57.240
10	1	7:38.572	5:48.473	1:11.348	38.751		26:52.396	10	1	2:15.257	28.337	1:05.755	41.165	196.0	29:12.497
11	1	2:00.591	24.543	58.946	37.102	230.5	28:52.987	11	1	2:10.218	25.858	1:03.945	40.415	232.9	31:22.715
12	1	1:58.478	24.289	57.385	36.804	239.5	30:51.465	12	1	2:09.260	25.609	1:03.941	39.710	240.5	33:31.975
13	1	1:56.651	23.727	56.724	36.200	251.5	32:48.116	13	1	2:13.937	26.075	1:08.015	39.847	229.5	35:45.912
14	1	1:58.830	24.383	58.306	36.141	232.9	34:46.946	14	1	2:09.331	27.051	1:01.937	40.343	176.5	37:55.243
15	1	1:59.525	23.755	58.706	37.064	251.5	36:46.471	15	1	2:08.496	26.837	1:02.272	39.387	206.7	40:03.739
16	1	1:56.229	23.723	56.152	36.354	251.5	38:42.700	16	1	2:05.907	25.165	1:02.281	38.461	245.3	42:09.646
17	1	1:55.518	23.495	55.711	36.312	252.1	40:38.218	17	1	2:08.334	26.208	1:03.408	38.718	196.0	44:17.980
18	1	1:55.794	23.544	56.060	36.190	252.7	42:34.012	18	1	2:10.441	26.438	1:05.062	38.941	199.2	46:28.421
19	1	2:05.664 <b>B</b>	24.157	56.366	45.141	252.7	44:39.676	19	1	2:05.059	25.040	1:01.619	38.400	240.5	48:33.480
20	1	4:08.381	2:36.221	56.203	35.957		48:48.057	20	1	2:06.103	24.827	1:01.927	39.349	244.3	50:39.583
21	1	1:54.625	23.364	55.024	36.237	255.0	50:42.682	21	1	2:09.851	26.920	1:02.948	39.983	181.2	52:49.434
22	1	1:57.758	24.464	56.926	36.368	247.6	52:40.440	22	1	2:07.049	25.947	1:02.427	38.675	194.3	54:56.483
23	1	1:57.942	24.011	57.744	36.187	253.2	54:38.382	23	1	2:05.462	26.434	1:00.641	38.387	193.3	57:01.945
24	1	1:54.477	23.530	54.931	36.016	252.7	56:32.859	24	1	2:03.463	24.797	1:00.304	38.362	249.2	59:05.408
25	1	2:03.389 <b>B</b>	23.328	55.340	44.721	253.2	58:36.248	25	1	2:04.217	25.234	1:00.842	38.141	231.4	1:01:09.625
<b>8</b>		<b>Villorba Corse</b>				Ferrari F458 Italia GT3									
		1.Cédric MEZARD				GT3									
		2.Steeve HIESSE													
1	2	2:27.373	48.818	1:01.022	37.533		2:27.373	1	2	2:07.138	34.466	56.630	36.042		2:07.138
2	2	2:00.827	25.071	58.966	36.790	216.9	4:28.200	2	2	1:54.344	24.145	54.516	35.683	229.0	4:01.482
3	2	1:58.130	24.271	56.217	37.642	240.0	6:26.330	3	2	1:52.872	23.471	54.186	35.215	244.3	5:54.354
4	2	1:56.778	24.933	55.528	36.317	190.6	8:23.108	4	2	<b>1:52.778</b>	<b>23.276</b>	<b>54.179</b>	35.323	244.8	7:47.132
5	2	<b>1:54.272</b>	<b>23.774</b>	54.658	<b>35.840</b>	251.5	10:17.380	5	2	1:52.813	23.432	54.181	<b>35.200</b>	245.3	9:39.945
6	2	1:54.604	24.022	<b>54.559</b>	36.023	244.8	12:11.984	6	2	1:53.667	23.317	54.854	35.496	245.3	11:33.612
7	2	1:54.738	24.028	54.759	35.951	235.4	14:06.722	7	2	1:53.039	23.354	54.340	35.345	244.8	13:26.651
8	2	2:07.433 <b>B</b>	24.063	55.782	47.588	248.7	16:14.155	8	2	2:01.434 <b>B</b>	23.510	54.823	43.101	244.3	15:28.085
9	1	10:22.675	8:36.153	1:05.299	41.223		26:36.830	9	1	4:38.608 <b>B</b>	2:39.440	1:04.801	54.367		20:06.693
10	1	2:06.935	26.451	1:00.037	40.447	209.0	28:43.765	10	1	6:14.046	4:34.566	59.274	40.206		26:20.739
11	1	2:02.488	25.050	58.389	39.049	223.4	30:46.253	11	1	2:05.699	26.801	59.825	39.073	232.9	28:26.438
12	1	2:00.605	24.212	57.836	38.557	247.0	32:46.858	12	1	2:05.768	25.805	1:00.588	39.375	210.6	30:32.206
13	1	2:03.101	24.798	1:00.555	37.748	241.6	34:49.959	13	1	2:06.114	25.359	59.763	40.992	235.9	32:38.320
14	1	2:01.502	24.092	58.699	38.711	246.4	36:51.461	14	1	2:04.190	25.380	59.769	39.041	237.4	34:42.510
15	1	1:58.869	24.440	56.962	37.467	236.9	38:50.330	15	1	2:10.732	26.304	1:03.449	40.979	203.6	36:53.242
16	1	1:57.304	24.152	56.186	36.966	239.5	40:47.634	16	1	2:06.213	25.911	1:00.917	39.385	210.6	38:59.455
17	1	2:00.535	26.131	57.511	36.893	241.1	42:48.169	17	1	2:03.740	24.885	59.635	39.220	240.5	41:03.195
18	1	1:58.610	24.824	56.552	37.234	230.0	44:46.779	18	1	2:05.228	25.231	1:00.285	39.712	236.9	43:08.423
19	1	1:57.868	24.296	56.553	37.019	245.3	46:44.647	19	1	2:08.226	24.950	1:03.145	40.131	239.5	45:16.649
20	1	1:57.861	24.110	56.482	37.269	248.7	48:42.508	20	1	2:03.199	25.228	58.893	39.078	239.0	47:19.848
21	1	1:57.270	24.198	56.063	37.009	248.7	50:39.778	21	1	2:02.184	25.114	58.376	38.694	239.5	49:22.032
22	1	1:58.160	24.614	56.576	36.970	244.8	52:37.938	22	1	2:01.193	24.766	58.220	38.207	241.1	51:23.225
23	1	2:01.924	24.701	1:00.238	36.985	240.5	54:39.862	23	1	2:01.769	24.808	58.602	38.359	241.6	53:24.994
24	1	1:58.228	24.279	56.600	37.349	238.4	56:38.090	24	1	2:02.160	24.979	58.195	38.986	240.5	55:27.154
25	1	1:58.482	24.453	56.499	37.530	241.6	58:36.572	25	1	2:01.692	24.827	58.354	38.511	241.6	57:28.846
26	1	2:15.282 <b>B</b>	24.604	57.262	53.416	238.4	1:00:51.854	26	1	2:04.474	24.781	59.087	40.606	241.1	59:33.320
<b>14</b>		<b>AF Corse</b>				Ferrari F458 Italia GT3									
		1.Pierre-Marie DE LEENER				GT3									
		2.Adrien DE LEENER													
1	2	2:28.482	51.291	1:00.422	36.769		2:28.482	1	2	2:28.482	51.291	1:00.422	36.769		2:28.482
2	2	1:56.202	24.643	55.720	<b>35.839</b>	220.3	4:24.684	2	2	1:56.202	24.643	55.720	<b>35.839</b>	220.3	4:24.684
3	2	<b>1:53.899</b>	<b>23.170</b>	54.835	35.894	253.8	6:18.583	3	2	<b>1:53.899</b>	<b>23.170</b>	54.835	35.894	253.8	6:18.583
4	2	1:54.560	23.672	<b>54.809</b>	36.079	248.7	8:13.143	4	2	1:54.560	23.672	<b>54.809</b>	36.079	248.7	8:13.143
5	2	2:02.321 <b>B</b>	23.458	55.070	43.793	253.8	10:15.464	5	2	2:02.321 <b>B</b>	23.458	55.070	43.793	253.8	10:15.464
6	1	4:53.066	2:59.907	1:10.359	42.800		15:08.530	6	1	4:53.066	2:59.907	1:10.359	42.800		15:08.530
7	1	2:12.534	27.075	1:05.629	39.830	215.2	17:21.064	7	1	2:12.534	27.075	1:05.629	39.830	215.2	17:21.064
8	1	2:32.006 <b>B</b>	26.325	1:09.220	56.461	230.0	19:53.070	8	1	2:32.006 <b>B</b>	26.325	1:09.220	56.461	230.0	19:53.070
9	1	7:04.170	5:08.718	1:11.313	44.139		26:57.240	9	1	7:04.170	5:08.718	1:11.313	44.139		26:57.240
10	1	2:15.257	28.337	1:05.755	41.165	196.0	29:12.497	10	1	2:15.257	28.337	1:05.755	41.165	196.0	29:12.497
11	1	2:10.218	25.858	1:03.945	40.415	232.9	31:22.715	11	1	2:10.218	25.858	1:03.945	40.415	232.9	31:22.715
12	1	2:09.260	25.609	1:03.941	39.710	240.5	33:31.975	12	1	2:09.260	25.609	1:03.941	39.710	240.5	33:31.975
13	1	2:13.937	26.075	1:08.015	39.847	229.5	35:45.912	13	1	2:13.937	26.075	1:08.015	39.847	229.5	35:45.912
14	1	2:09.331	27.051	1:01.937	40.343	176.5	37:55.243	14	1	2:09.331	27.051	1:01.937	40.343	176.5	37:55.243
15	1	2:08.496	26.837	1											



# 4 HOURS ESTORIL



## MICHELIN GT3 LE MANS CUP

### 4 Hours of Estoril

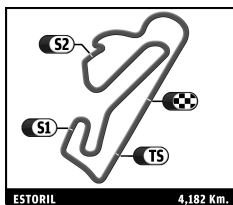
### Free Practice 2

### Sector Analysis

Personal Best							Session Best							B Crossing the finish line in pit lane										
Lap	D	Time	Sector 1	Sector 2	Sector 3	T. Spd	Elapsed	Lap	D	Time	Sector 1	Sector 2	Sector 3	T. Spd	Elapsed	Lap	D	Time	Sector 1	Sector 2	Sector 3	T. Spd	Elapsed	
27	1	2:01.857	24.577	58.700	38.580	242.6	1:01:35.177	25	2	1:52.727	23.504	53.465	35.758	245.9	59:42.503	26	2	1:52.238	23.271	53.229	35.738	245.9	1:01:34.741	
<b>34</b>	<b>TF Sport</b>																						Aston Martin V12 Vantage GT3	
	1. Salih YOLUC																						GT3	
	2. Euan HANKEY																							
1	1	2:53.253	1:14.883	1:01.241	37.129		2:53.253	1	2	2:20.515	48.085	56.984	35.446		2:20.515	1	2	2:20.515	48.085	56.984	35.446		2:20.515	
2	1	1:56.753	23.887	56.690	36.176	242.6	4:50.006	2	2	1:52.225	23.393	53.846	34.986	250.9	4:12.740	2	2	1:52.225	23.393	53.846	34.986	250.9	4:12.740	
3	1	1:56.348	23.409	56.077	36.862	254.4	6:46.354	3	2	1:52.444	23.441	53.886	35.117	250.9	6:05.184	3	2	1:52.444	23.441	53.886	35.117	250.9	6:05.184	
4	1	1:54.581	23.309	55.271	36.001	254.4	8:40.935	4	2	<b>1:51.798</b>	23.217	53.689	<b>34.892</b>	251.5	7:56.982	4	2	<b>1:51.798</b>	23.217	53.689	<b>34.892</b>	251.5	7:56.982	
5	1	1:55.015	23.595	55.187	36.233	254.4	10:35.950	5	2	1:59.629 <b>B</b>	<b>23.156</b>	<b>53.651</b>	42.822	251.5	9:56.611	5	2	1:59.629 <b>B</b>	<b>23.156</b>	<b>53.651</b>	42.822	251.5	9:56.611	
6	1	1:54.982	23.584	55.440	35.958	253.2	12:30.932	6	2	6:02.030	4:31.837	54.783	35.410		15:58.641	6	2	6:02.030	4:31.837	54.783	35.410		15:58.641	
7	1	1:53.858	23.369	54.611	35.878	255.0	14:24.790	7	2	1:53.944	23.341	55.351	35.252	250.4	17:52.585	7	2	1:53.944	23.341	55.351	35.252	250.4	17:52.585	
8	1	1:53.591	23.448	54.283	35.860	255.0	16:18.381	8	2	2:18.380 <b>B</b>	23.498	1:03.903	50.979	250.9	20:10.965	8	2	2:18.380 <b>B</b>	23.498	1:03.903	50.979	250.9	20:10.965	
9	1	2:07.004 <b>B</b>	23.825	58.386	44.793	254.4	18:25.385	9	1	7:31.179	5:53.285	59.930	37.964		27:42.144	9	1	7:31.179	5:53.285	59.930	37.964		27:42.144	
10	2	7:44.836	6:09.568	59.356	35.912		26:10.221	10	1	1:57.737	24.576	56.695	36.466	246.4	29:39.881	10	1	1:57.737	24.576	56.695	36.466	246.4	29:39.881	
11	2	1:52.803	23.557	53.957	35.289	249.8	28:03.024	11	1	1:56.224	23.820	55.894	36.510	247.6	31:36.105	11	1	1:56.224	23.820	55.894	36.510	247.6	31:36.105	
12	2	<b>1:51.471</b>	23.505	<b>53.020</b>	<b>34.946</b>	250.9	29:54.495	12	1	1:56.631	24.111	56.267	36.253	248.1	33:32.736	12	1	1:56.631	24.111	56.267	36.253	248.1	33:32.736	
13	2	1:51.627	23.447	53.147	35.033	252.7	31:46.122	13	1	2:01.426	25.806	59.206	36.414	189.3	35:34.162	13	1	2:01.426	25.806	59.206	36.414	189.3	35:34.162	
14	2	1:58.413 <b>B</b>	23.342	53.286	41.785	252.1	33:44.535	14	1	1:56.408	23.928	56.183	36.297	248.7	37:30.570	14	1	1:56.408	23.928	56.183	36.297	248.7	37:30.570	
15	1	4:10.390	2:34.620	57.595	38.175		37:54.925	15	1	2:06.858 <b>B</b>	24.084	57.160	45.614	248.1	39:37.428	15	1	2:06.858 <b>B</b>	24.084	57.160	45.614	248.1	39:37.428	
16	1	1:56.493	24.036	56.085	36.372	247.0	39:51.418	16	1	4:45.711	3:11.258	55.613	38.840		44:23.139	16	1	4:45.711	3:11.258	55.613	38.840		44:23.139	
17	1	1:54.786	23.598	55.023	36.165	251.5	41:46.204	17	1	1:57.515	23.899	57.059	36.557	248.1	46:20.654	17	1	1:57.515	23.899	57.059	36.557	248.1	46:20.654	
18	1	1:54.371	23.524	54.549	36.298	251.5	43:40.575	18	1	1:54.916	23.660	54.770	36.486	248.1	48:15.570	18	1	1:54.916	23.660	54.770	36.486	248.1	48:15.570	
19	1	2:04.658 <b>B</b>	23.691	55.094	45.873	251.5	45:45.233	19	1	1:55.491	23.542	55.312	36.637	249.8	50:11.061	19	1	1:55.491	23.542	55.312	36.637	249.8	50:11.061	
20	1	3:23.276 <b>B</b>	1:35.804	1:02.129	45.343		49:08.509	20	1	1:54.379	23.842	54.335	36.202	250.4	52:05.440	20	1	1:54.379	23.842	54.335	36.202	250.4	52:05.440	
21	1	2:45.679	1:13.897	55.885	35.897		51:54.188	21	1	2:08.679	33.343	59.094	36.242	251.5	54:14.119	21	1	2:08.679	33.343	59.094	36.242	251.5	54:14.119	
22	1	1:54.073	23.184	55.134	35.755	252.7	53:48.261	22	1	1:55.986	23.838	55.802	36.346	250.4	56:10.105	22	1	1:55.986	23.838	55.802	36.346	250.4	56:10.105	
23	1	1:52.908	<b>22.859</b>	54.503	35.546	253.2	55:41.169	23	1	1:56.638	23.830	56.045	36.763	250.4	58:06.743	23	1	1:56.638	23.830	56.045	36.763	250.4	58:06.743	
24	1	1:52.906	23.134	54.304	35.468	253.2	57:34.075	24	1	1:55.433	23.683	55.001	36.749	250.4	1:00:02.176	24	1	1:55.433	23.683	55.001	36.749	250.4	1:00:02.176	
25	1	1:55.584	23.311	55.538	36.735	255.0	59:29.659																	
26	1	1:52.787	23.209	54.193	35.385	253.2	1:01:22.446																	
<b>51</b>	<b>AF Corse</b>																						Ferrari F458	
	1. Thomas FLOHR																						GT3	
	2. Francesco CASTELLACCI																							
1	2	3:23.790	1:47.751	59.312	36.727		3:23.790	1	1	2:44.161	1:04.292	1:02.180	37.689		2:44.161	1	1	2:44.161	1:04.292	1:02.180	37.689		2:44.161	
2	2	1:52.926	23.842	53.568	35.516	242.1	5:16.716	2	1	1:58.635	24.989	57.874	<b>35.772</b>	208.2	4:42.796	2	1	1:58.635	24.989	57.874	<b>35.772</b>	208.2	4:42.796	
3	2	<b>1:51.165</b>	<b>23.068</b>	<b>52.692</b>	35.405	246.4	7:07.881	3	1	1:57.623	24.181	57.241	36.201	242.6	6:40.419	3	1	1:57.623	24.181	57.241	36.201	242.6	6:40.419	
4	2	1:58.153 <b>B</b>	23.179	52.849	42.125	247.0	9:06.034	4	1	1:55.485	24.113	55.324	36.048	232.4	8:35.904	4	1	1:55.485	24.113	55.324	36.048	232.4	8:35.904	
5	1	4:48.126	3:03.173	1:06.114	38.839		13:54.160	5	1	1:55.493	23.962	55.567	35.964	243.2	10:31.397	5	1	1:55.493	23.962	55.567	35.964	243.2	10:31.397	
6	1	1:58.449	24.763	56.393	37.293	224.8	15:52.609	6	1	1:54.958	<b>23.482</b>	54.907	36.569	253.2	12:26.355	6	1	1:54.958	<b>23.482</b>	54.907	36.569	253.2	12:26.355	
7	1	1:58.871	23.942	56.168	36.761	238.4	17:49.480	7	1	1:55.197	24.062	54.493	36.642	252.1	14:21.552	7	1	1:55.197	24.062	54.493	36.642	252.1	14:21.552	
8	1	2:19.463 <b>B</b>	24.218	1:02.184	53.061	243.2	20:08.943	8	1	<b>1:54.934</b>	23.915	<b>54.371</b>	36.648	250.4	16:16.486	8	1	<b>1:54.934</b>	23.915	<b>54.371</b>	36.648	250.4	16:16.486	
9	1	6:35.014	4:56.512	1:01.013	37.489		26:43.957	9	1	7:31.026 <b>B</b>	23.593	6:17.901	49.532	252.7	23:47.512	9	1	7:31.026 <b>B</b>	23.593	6:17.901	49.532	252.7	23:47.512	
10	1	1:59.068	24.188	57.069	37.811	236.9	28:43.025	10	2	7:39.923	6:06.108	57.382	36.433		31:27.435	10	2	7:39.923	6:06.108	57.382	36.433		31:27.435	
11	1	1:55.916	23.975	55.496	36.445	241.1	30:38.941	11	2	1:58.059	24.562	56.911	36.586	235.4	33:25.494	11	2	1:58.059	24.562	56.911	36.586	235.4	33:25.494	
12	1	1:56.879	24.253	55.633	36.993	239.0	32:35.820	12	2	1:55.877	24.220	55.514	36.143	230.0	35:21.371	12	2	1:55.877	24.220	55.514	36.143	230.0	35:21.371	
13	1	1:54.948	23.652	55.181	36.115	240.0	34:30.768	13	2	1:58.216	24.169	57.448	36.599	239.0	37:19.587	13	2	1:58.216	24.169	57.448	36.599	239.0	37:19.587	
14	1	1:55.262	23.888	55.196	36.178	241.1	36:26.030	14	2	1:56.150	24.047	55.883	36.220	240.5	39:15.737	14	2	1:56.150	24.047	55.883	36.220	240.5	39:15.737	
15	1	1:55.471	23.857	54.833	36.781	240.5	38:21.501	15	2	1:56.														



# 4 HOURS ESTORIL



## MICHELIN GT3 LE MANS CUP

### 4 Hours of Estoril

### Free Practice 2

### Sector Analysis

■ Personal Best   
 ■ Session Best   
 ■ Crossing the finish line in pit lane

Lap	D	Time	Sector 1	Sector 2	Sector 3	T. Spd	Elapsed	Lap	D	Time	Sector 1	Sector 2	Sector 3	T. Spd	Elapsed
<b>72</b>		<b>SMP Racing</b>					Ferrari FERRARI 488 GT3								
		1.Aleksey BASOV					GT3								
		2.Victor SHAITAR													
1	2	2:38.867	1:06.005	57.715	35.147		2:38.867								
2	2	1:52.896	23.285	54.424	35.187	238.4	4:31.763								
3	2	1:53.892	23.433	54.417	36.042	239.5	6:25.655								
4	2	<span style="background-color: green;">1:52.176</span>	<span style="background-color: green;">23.219</span>	53.952	<span style="background-color: green;">35.005</span>	246.4	8:17.831								
5	2	1:52.461	23.345	<span style="background-color: green;">53.917</span>	35.199	247.0	10:10.292								
6	2	1:59.976 <b>B</b>	23.252	54.026	42.698	247.6	12:10.268								
7	2	14:10.958	...	56.420	35.944		26:21.226								
8	2	1:53.528	23.922	54.560	35.046	237.9	28:14.754								
9	2	1:52.394	23.273	54.019	35.102	245.9	30:07.148								
10	2	1:59.909 <b>B</b>	23.384	54.196	42.329	245.9	32:07.057								
11	2	3:15.075	1:44.398	55.065	35.612		35:22.132								
12	2	1:53.114	23.842	54.001	35.271	230.5	37:15.246								
13	2	1:59.824 <b>B</b>	23.355	54.614	41.855	244.8	39:15.070								
14	1	3:58.414	2:19.979	1:00.999	37.436		43:13.484								
15	1	1:58.023	23.969	56.925	37.129	245.9	45:11.507								
16	1	1:56.367	23.841	55.711	36.815	244.8	47:07.874								
17	1	1:56.732	24.091	56.487	36.154	243.2	49:04.606								
18	1	1:55.133	23.766	55.201	36.166	245.3	50:59.739								
19	1	1:55.602	23.609	55.646	36.347	247.0	52:55.341								
20	1	1:55.984	23.682	55.882	36.420	245.9	54:51.325								
21	1	1:55.372	23.628	55.372	36.372	247.0	56:46.697								
22	1	1:57.720	24.110	56.615	36.995	246.4	58:44.417								
23	1	1:56.295	23.988	55.773	36.534	243.2	1:00:40.712								
<b>88</b>		<b>Mentos Racing</b>					Porsche 911 GT3 R								
		1.Egido PERFETTI					GT3								
		2.Klaus BACHLER													
1	1	2:17.460	39.848	1:00.391	37.221		2:17.460								
2	1	1:56.784	23.845	55.524	37.415	244.3	4:14.244								
3	1	1:54.185	23.861	54.952	35.372	226.7	6:08.429								
4	1	1:54.148	23.666	54.406	36.076	248.1	8:02.577								
5	1	1:53.883	23.664	54.097	36.122	244.3	9:56.460								
6	1	1:53.588	23.620	54.316	35.652	245.9	11:50.048								
7	1	1:53.572	23.545	54.229	35.798	248.1	13:43.620								
8	1	1:52.695	23.243	53.742	35.710	249.8	15:36.315								
9	1	1:53.472	23.794	53.756	35.922	249.8	17:29.787								
10	1	2:26.738 <b>B</b>	24.142	1:04.079	58.517	245.9	19:56.525								
11	1	6:07.849	4:36.532	55.838	35.479		26:04.374								
12	1	1:51.309	<span style="background-color: green;">23.010</span>	53.157	35.142	247.6	27:55.683								
13	1	1:51.624	23.305	53.158	35.161	244.8	29:47.307								
14	1	1:53.194	23.928	53.698	35.568	244.3	31:40.501								
15	1	1:53.596	23.756	53.908	35.932	245.9	33:34.097								
16	1	1:57.698	24.729	57.100	35.869	230.5	35:31.795								
17	1	2:01.727 <b>B</b>	23.440	55.202	43.085	247.0	37:33.522								
18	1	4:56.246	3:18.846	58.878	38.522		42:29.768								
19	1	1:51.575	23.408	<span style="background-color: green;">52.921</span>	35.246	246.4	44:21.343								
20	1	1:52.297	23.657	53.659	34.981	248.1	46:13.640								
21	1	<span style="background-color: purple;">1:50.997</span>	23.032	53.053	34.912	247.6	48:04.637								
22	1	1:51.633	23.568	53.094	34.971	239.0	49:56.270								
23	1	2:02.311 <b>B</b>	23.832	54.490	43.989	247.6	51:58.581								
24	2	2:58.065	1:27.978	55.030	35.057		54:56.646								
25	2	1:51.782	23.369	53.452	34.961	245.9	56:48.428								
26	2	1:51.833	23.384	53.889	<span style="background-color: purple;">34.560</span>	234.4	58:40.261								
27	2	2:03.378 <b>B</b>	23.805	55.708	43.865	213.9	1:00:43.639								